

Absolutely **No Outside Alcohol** allowed on property as per TABC Regulations. During competition days there will be pizzas and other food available on site but you are welcome to bring your own picnic lunch. FCE has limited trash capacity: Please plan on packing-it-in & packing-it-out.

### General

#### MPO plays all long tees and long baskets.

Flat Creek vineyard OB is defined by the base of the outermost ground mounted hardware. This includes posts, pipes, eyelets, etc. Please leave your bag cart outside of vineyards when retrieving an OB disc. • Beyond property fences is OB • No two-meter rule. • Normal OB / missed mando penalties apply. • Dirt and gravel roads are not OB unless specified below. • On pavilion / restaurant / winery complex pavement or concrete is OB.

#### Holes with Specific Rules or Notes

Note the word "flagged" also denotes other types of marking such as paint or string.

- 1 OB is flagged left of fairway. • **Relief area:** Inside flags or on the roof of the shed / garden (mid-fairway) you must proceed to the designated DZ with **no penalty**. The DZ is located by the tree on the basket side of the shed .
  - 2 On or beyond the paved driveway on the left is OB.
  - 3 OB flagged right fairway. OB flagged left along creek in #9 fairway.
  - 6 **Mando:** Triple mando. Missed mando go to DZ (located adjacent to right mando tree) with penalty. • You may take casual relief from any construction materials along fence on right side of fairway. • **Relief area:** Do not throw from within the flagged debris area (mid-fairway). Proceed to the relief DZ **no penalty**. • Steep cliff approx. 75 ft past and left of basket. The cliff is not flagged but if your disc goes over it is OB. Take two meters relief from cliff edge for your subsequent throw.
  - 7 Past property fence on right is OB. You may take two-meter relief from fence on this hole.
  - 8 OB is flagged in front of the basket. • The bridge top surface is in bounds (not OB).
  - 9 OB is flagged along creek which plays as a river. • **Relief area:** Inside the flagged woodpile (near basket) you must proceed to the designated DZ with **no penalty**. The DZ is adjacent to the wood pile.
  - 10 Throw to long basket on the left side of the creek. **Mando:** Must throw left of mando tree. Missed mando go to DZ adjacent to mando tree. • OB is flagged along both sides of the creek that dissects the fairway. The flagged creek plays as a river until the bridge then it becomes OB in-and-beyond relative to which basket you are playing to.
  - 11 OB flagged river directly in front of tee pad.
  - 12 OB is flagged for the creek bed along with the triangle formed by it and the property fence. For ANY OB (flagged creek and/or property fence) on #12 proceed to the DZ with penalty. The DZ is located on the basket side of the bridge.
  - 13 OB past property fence on right of fairway.
  - 14 **Relief area:** Do not throw from within the flagged crevice. Proceed to the relief DZ **no penalty**. The DZ is the short tee pad. • OB past property fence on right. • Beyond flagged OB deep right along gravel parking area. • Flagged OB past basket.
- Do not** descend into the Relief area to retrieve discs. Staff will retrieve discs periodically and place in lost & found. Feel free to let staff know you have a disc there after your round.
- 16 **Mando** (for long tee pad only): Must throw left of mando tree. Missed mando go to DZ adjacent to mando tree with penalty. • OB flagged lake on left of fairway.
  - 17 **Mando:** Must throw left of mando tree located immediately in front of tee pad. Missed mando re-tee (the tee pad is the DZ) with penalty. • OB flagged lake and spillway left of fairway and basket.
  - 18 OB flagged lakes. • Take Relief from heater apparatus in fairway. Use associated DZ with **no penalty** • Additional OB is flagged around the basket landing area. • **Do not walk through the sensitive wetland area at the end of the fairway. Please go around.**

Thanks To:







1

Pro Par  
3

326'

326'

Course Design by  
John Houck



Disc Golf Destination

Rosé ~  
light & refreshing way to start the game

Disc Golf by  
HouckDesign.com



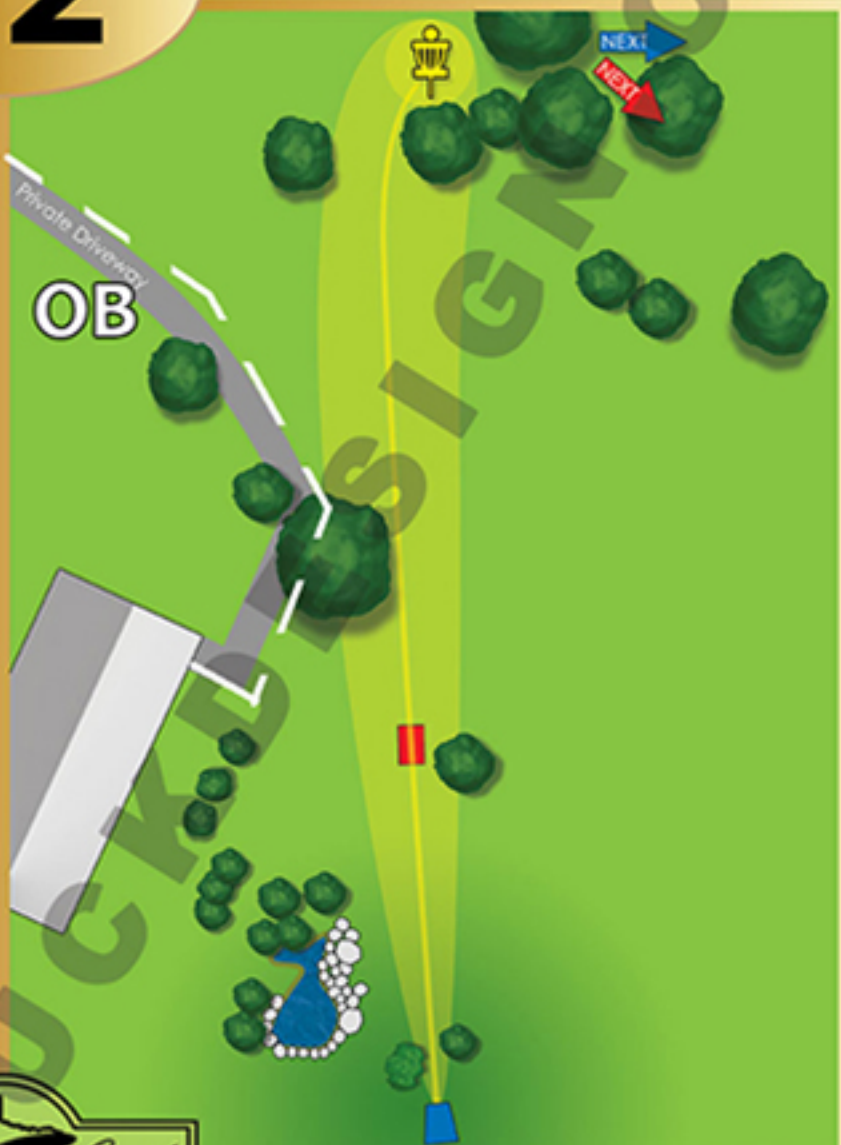
2

Pro Par  
3

205'

298'

Course Design by  
John Houck



Disc Golf Destination

Bubbly ~  
bubbly to enjoy by the pond

Disc Golf by  
HouckDesign.com



Pro Par  
**4**

**348'**

**612'**

*Course Design by  
John Houck*



Disc Golf Destination

*Muscat Canelli ~  
sweet hole played alongside the vines*

Disc Golf by  
HouckDesign.com



4

Pro Par  
3

252'

252'

Course Design by  
*John Houck*

Grapevines  
Out of Bounds

Grapevines  
Out of Bounds



Disc Golf Destination

*Blanco Brio ~  
short refreshing version of Muscat Canelli*

Disc Golf  
Blanco Brio  
Disc Golf Design  
www.DiscGolfDesign.com



5

Pro Par  
3

243'

333'

*Course Design by  
John Houck*



Disc Golf Destination

*Pinot Blanc ~  
welcoming corridor of sophisticated openness*

Designed by  
HouckDesign.com







7

Pro/Rec  
Par  
4

393'

393'

Course Design by  
*John Houck*



Disc Golf Destination

*Viognier ~  
bit of complexity from vineyards to the north*

Disc Golf by  
HouckDesign.com



8

Rec Par

4

588'

Pro Par

4

588'

Course Design by  
*John Houck*



Disc Golf Destination

*Curvee Blanc ~  
elaborate blend of our Texas terrior*

Designed by  
HouckDesign.com



9

Pro Par  
3

249'

249'

Course Design by  
*John Houck*

Out of  
Bounds



R

DZ

Woodpile  
Casual Relief

OB

Out of  
Bounds



Disc Golf Destination

*Mistella ~  
candy in a glass to finish the front nine*

Site Open by  
Houck&Design.com



# 10

Pro/Rec  
Par  
**5**

**526'**

**770'**

*Course Design by  
John Houck*

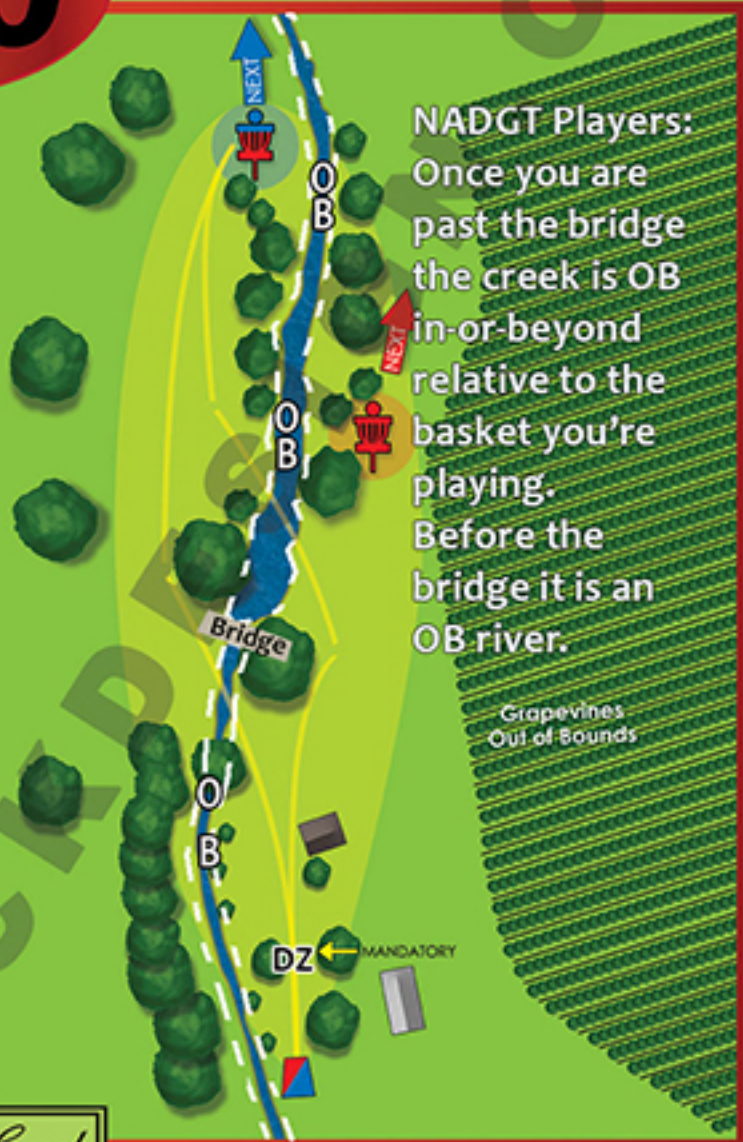


Disc Golf Destination

*Sangiovese ~  
long history paired with an equally long hole*

**NADGT Players:**  
Once you are past the bridge the creek is OB in-or-beyond relative to the basket you're playing. Before the bridge it is an OB river.

Grapevines  
Out of Bounds



Disc Golf  
Hole Design by  
Houck & Design.com



# 11

Pro Par  
**3**

**265'**

**265'**

*Course Design by  
John Houck*

Beyond Fence  
Out of Bounds



Disc Golf Destination

*Touriga Nacional ~  
touch of Portugal to blend into the perfect Port*

Designed by  
HouckDesign.com



12

Pro/Rec  
Par  
**3**

**212'**

**212'**

*Course Design by  
John Houck*



Disc Golf Destination

*Tinto Cão ~  
another hint of Portugal to add to the mix*

For Signage  
Black&Design.com



13

Pro Par  
3

316'

316'

Course Design by  
John Houck



Disc Golf Destination

*Tinta Madeira ~  
final taste of Portugal before crossing the plains*

designed by  
HouckDesign.com

Beyond Fence  
Out of Bounds



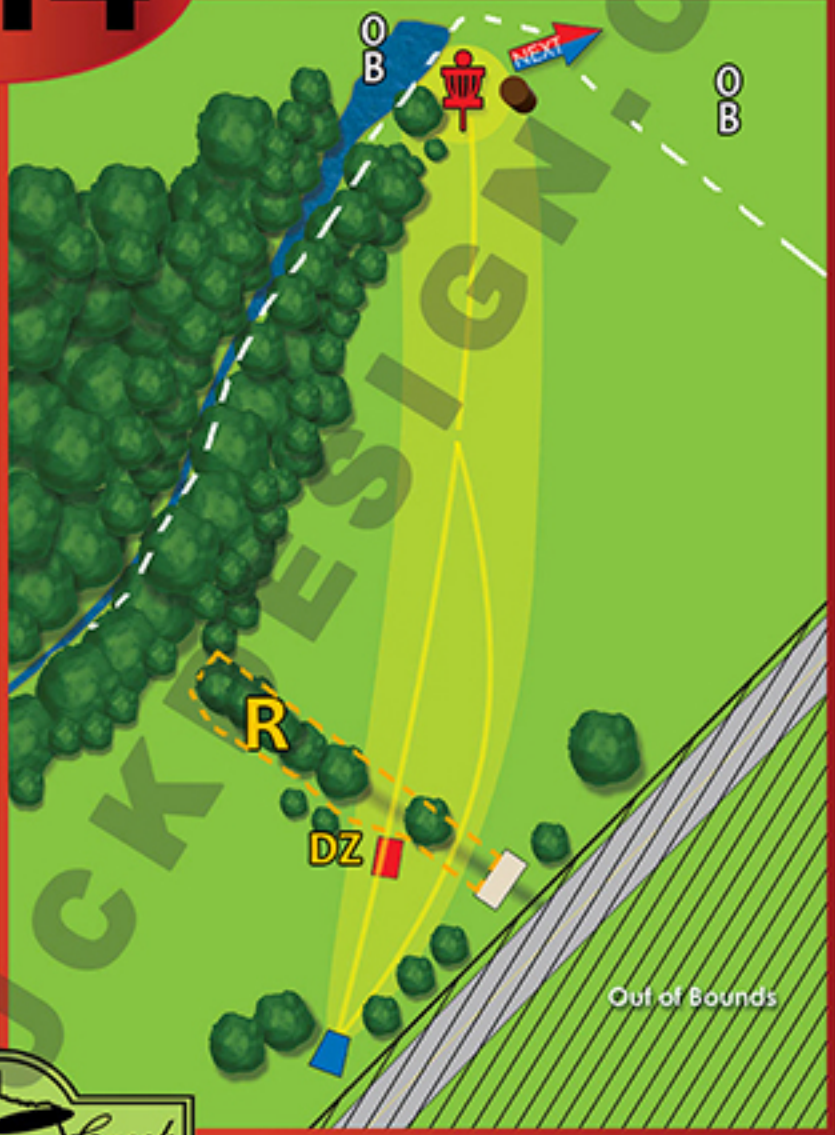
# 14

Pro Par  
**4**

**485'**

**606'**

*Course Design by  
John Houck*



Disc Golf Destination

*4-Horsemen ~  
long impressive blend of our Estate terror*

Site Map by  
Houck&Design.com





# 15

Pro Par

3/4

357'

357'

Course Design by  
*John Houck*

Grapevines  
OB

OB



Disc Golf Destination

*Dolcetto ~  
the back porch wine enjoyed at the Club House*

Site Sign by  
Houck & Design.com



# 16

Pro Par  
**4**

**333'**

**554'**

*Course Design by  
John Houck*



Disc Golf Destination

*Montepulciano ~  
robust wine from Trooper's Block*

Site Design by  
Hawk&Design.com



17

Pro/Rec  
Par  
3

265'

265'

*Course Design by  
John Houck*

O  
B  
O

NEXT  
NEXT



Out of Bounds

DZ

MANDATORY



Disc Golf Destination

*Syrah ~  
from the depths of France to the vineyards of Texas*

Site Design by  
HouckDesign.com



# 18

Rec Par

## 5

495'

Pro Par

## 4

528'

Course Design by  
*John Houck*



Disc Golf Destination

*Super Texan ~  
the final challenge for any Super Texan...  
a Houck Design course*

Site Sign by  
Houck&Design.com